



Triplow W





Installation Manual



V200

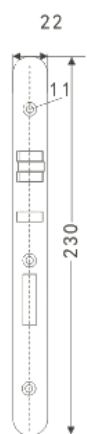
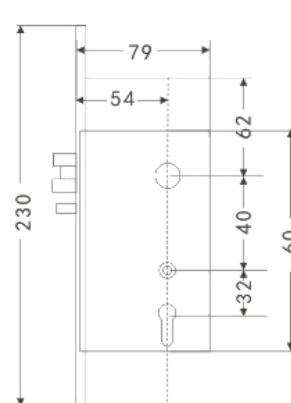
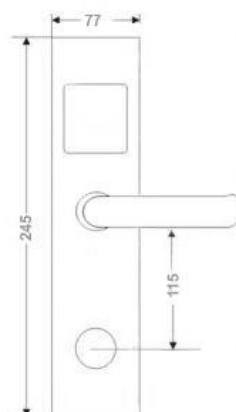
Programmable electronic lock with proximity card (Mifare).
 Mechanical key for emergency opening.
 Low battery alarm.
 Suitable for all door types.
 Easy installation and operation.
 Alarm by sound and by LED.
 European mortice lock.
 High quality finishing in several colours.
 Hotel Management Software



Hotel Management Software Mode:

Programming by a software installed in the computer. Besides enabling to program user cards, it can also program other types of cards such as, service cards, security card or master cards. It can also manage users, room occupation and entry identification.

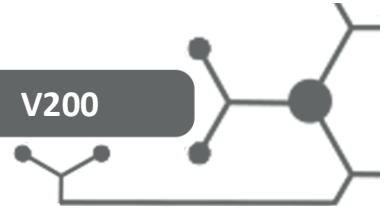
- Dimension:
- Lock: 245 x 77 x 20 mm
- Lock body: 230 x 22 x 79 mm
- Door thickness: 30 mm-70 mm
- Humidity: 20% - 90%
- Operating temperature: -20 °C ~ +50 °C
- Suitable for wooden or metal doors



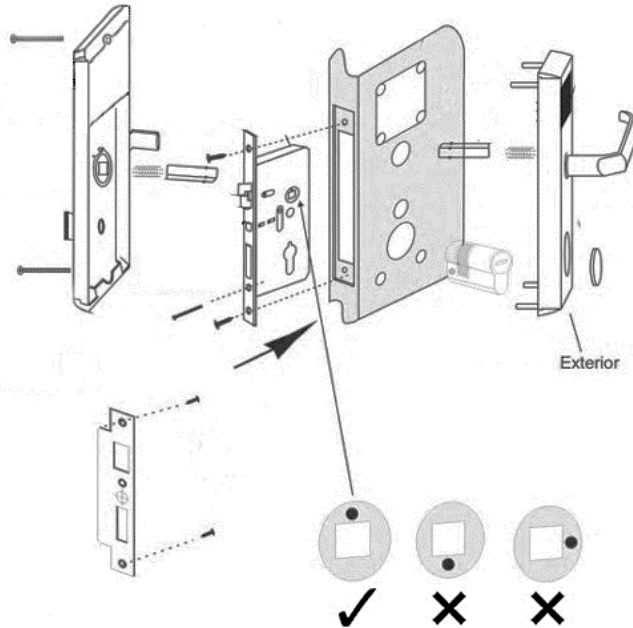


Triplo W


V200



Mounting



A After fitting the lock body in the door thickness, remove the frontal plate and screw the cylinder using the screw supplied.



B The hole for the spindle bar needs to be aligned as it is shown in the picture (arrow upwards).



C Insert springs inside each handle in order to fix the lever in the right position.