



TRIPLO W
Criamos Segurança!

Installation Guide
User Manual

TW 650B

Lock
Electromechanics
with EU Cylinder



Installation video

TW650B

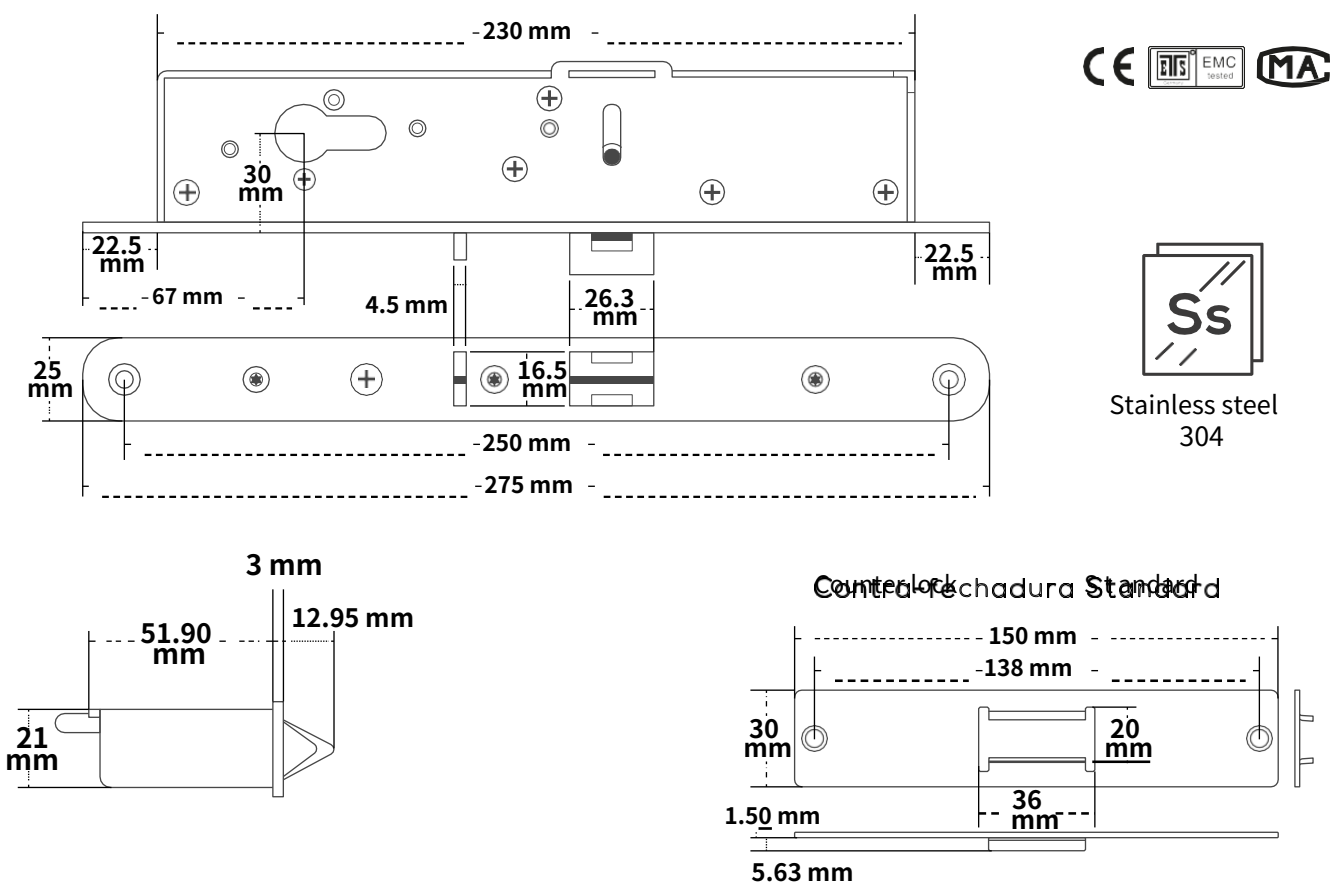
Piston Locks



ATTENTION:

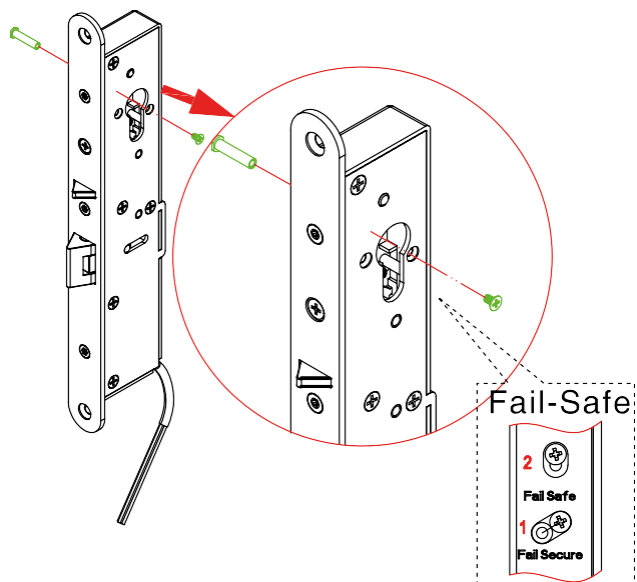
Please read the manual carefully before installation and keep it for future use.

www.triplow.pt



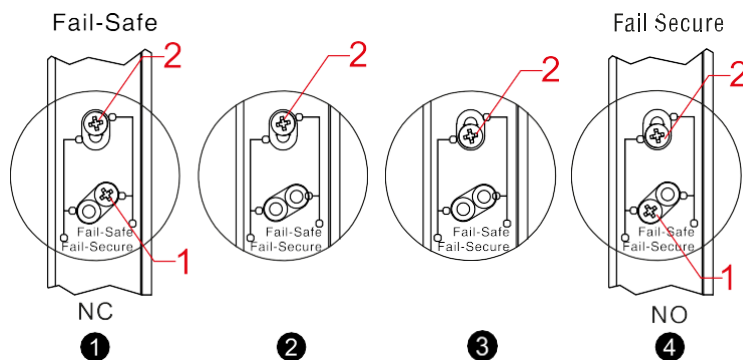
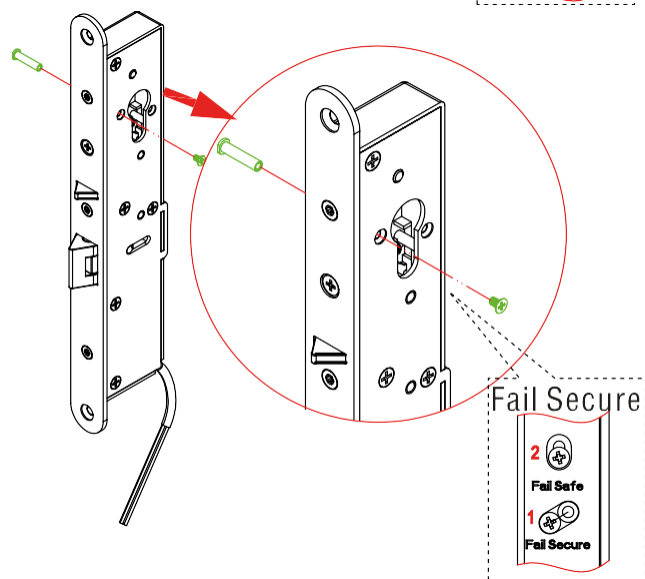
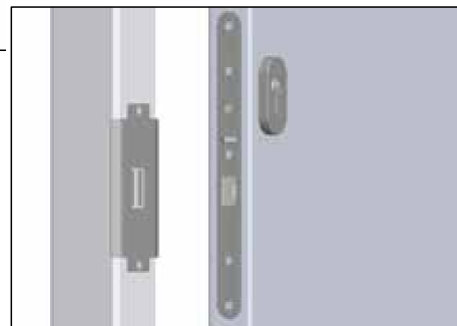
Technical Specifications

MODEL	TW650B
FEATURES	Fail Safe/Fail Secure (Adjustable)
MATERIAL	304 Stainless Steel
RETENTION FORCE	Up to 450 kg
PLATE (mm)	275 x 25 x 51.9 mm
WEIGHT (KG)	1.4 kg
STANDARD LOCK	150 x 30 x 1.5 mm
MAGNETIC VALVE	> 5000000
VOLTAGE	12-24VDC/AC
CURRENT	< 300mA
SIGNAL	NO/COM/NC Contact Signal will change only when
WORKING TEMPERATURE (°C)	the door is closed and locked - 20° +50°



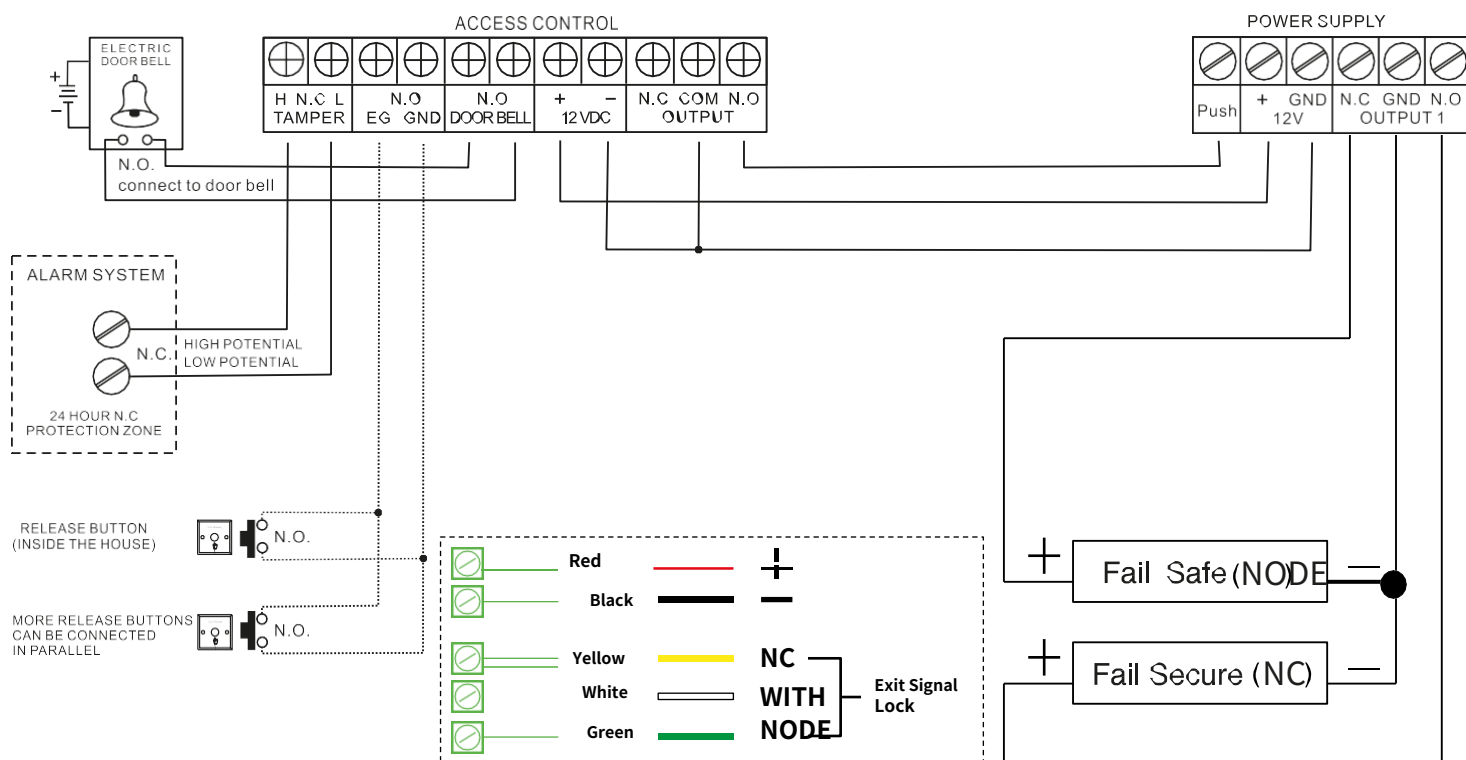
Installation on top

Installation on lateral



UNTIGHTENscrew 2 and move slightly, **WITHOUT REMOVING**. If the screw is removed, the solenoid valve will detach from the body. **lock.**

Electrical Scheme





TRIPLO W
Criamos Segurança

Guarantee

Customer Name: _____

Customer contact: _____

Purchase date: _____

Product: _____ Model:

Notice:

- 1) Please keep this manual so you can use it when you need warranty service.
- 2) The warranty is valid for two years from the date of purchase.
- 3) The equipment is warranted for two years from the date of purchase against manufacturing defects. The warranty does not cover damage caused by improper use of the system, faulty electrical installation not verified by Triplo W, natural disasters such as thunderstorms, floods, or similar, as well as the replacement of components subject to wear and tear depending on use.

Reseller's Stamp and Signature