



Triplow



Small NC electric latch

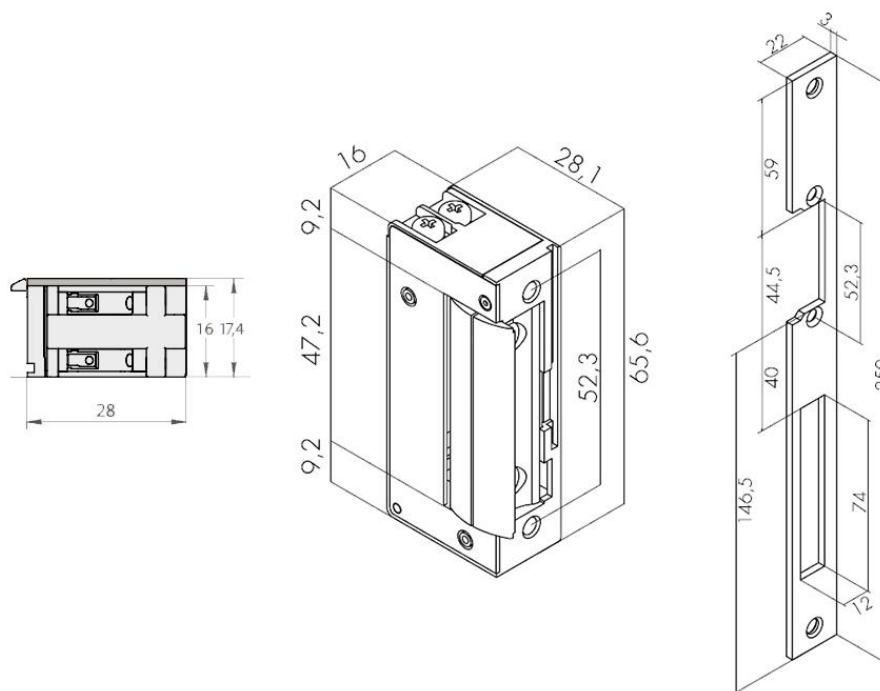
C/DC



Specifications

Food	9-24V AC/DC
Current	DC-280mA AC-250mA
Opening Type	NC Fail-Secure
Appropriate Latch	Metal doors, Wooden doors
Dimensions	65.6 (L) x 16 (W) x 28 (H) mm
Resistance force	With adjustment up to 5000 N

Dimensions



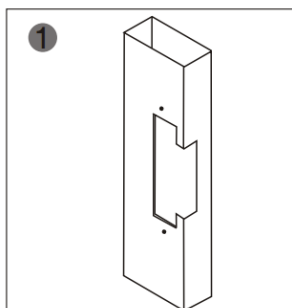


Triplo W

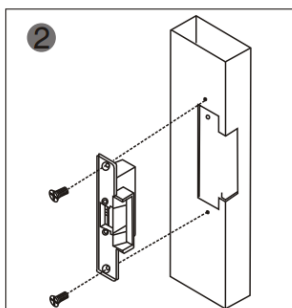
5U0X10



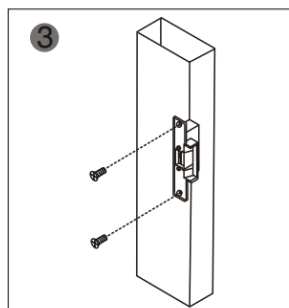
Drilling Scheme



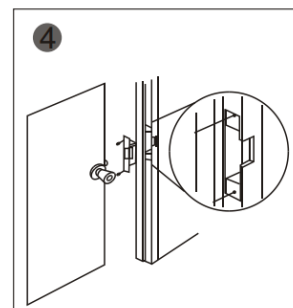
1
Cut hole according to the size of the latch.



2
Assemble the lock and turn on the power to test.

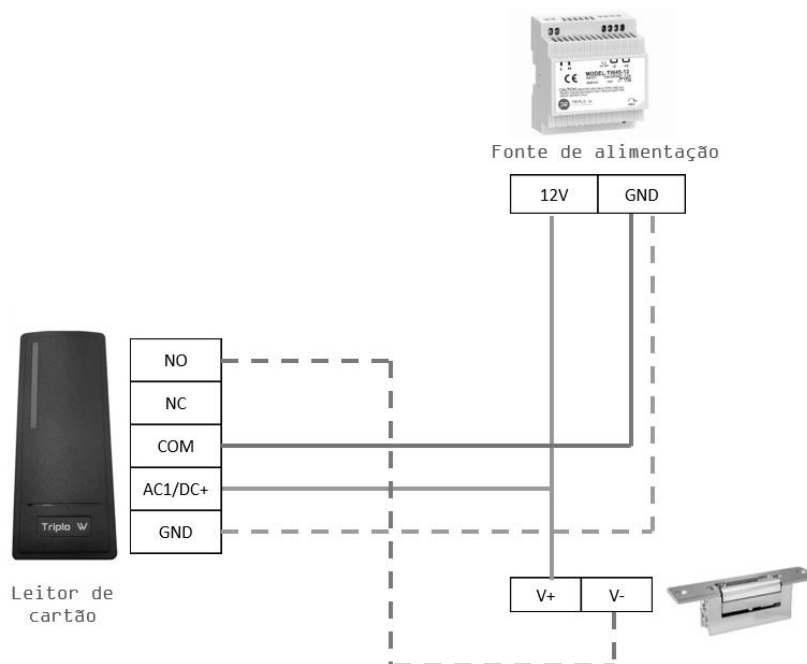


3
Fix the electric latch.



4
Finished.

Wiring Diagram



Guarantee

All products sold by Triplo W, Lda. come with a two-year warranty against manufacturing defects. In the event of a malfunction, all equipment sold is inspected at our facilities and, if found to be beyond repair, is replaced with new equipment under the respective warranty.

For more information, see our terms and conditions of sale at:

<http://www.triplow.pt/loja/termos-e-condicoes>