



TWB05

Automatic Draught Excluders

Data Sheet
Installation Guide

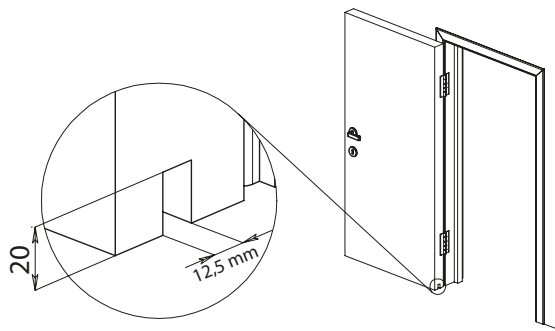
Drop Seals are suitable for all doors that need to increase acoustic, thermal insulation and dust protection.



Technical Specifications

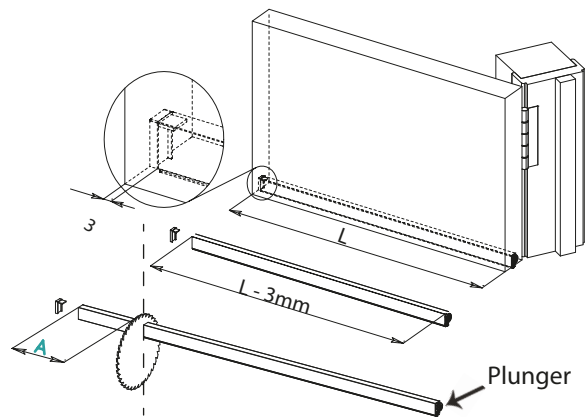
| | |
|-------------------|---|
| APPLICATION | All hinged doors / metallic doors |
| LENGTH | from 500 to 600 mm |
| GAP HEIGHT (max) | 15 mm |
| FINISH | Anionized Aluminium |
| FIXING | Stainless Steel Bracket / Hidden Screws |
| SEAL | PVC, extrusion |
| ACCESSORIES | Fixing screws and protection cover |
| ADJUSTABLE LENGTH | Through cut - up to 15 cm |
| AVAILABLE MODELS | TWB05-500 ; TWB05-600 |

Thank you for buying our product!



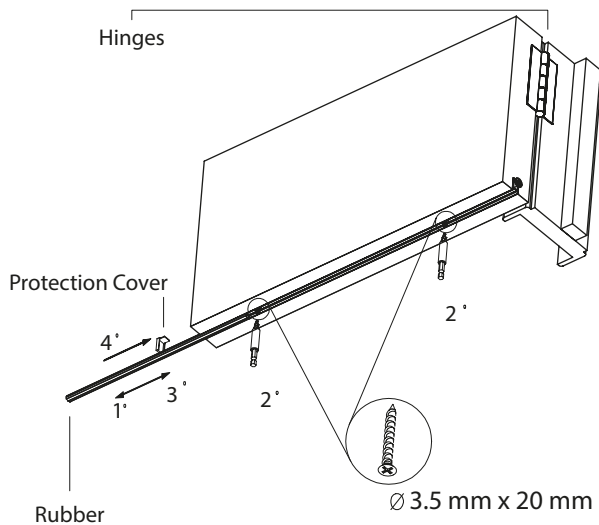
Step 1:

- Mill a slot in the bottom of the door with 12,5 mm wide and 20 mm high;



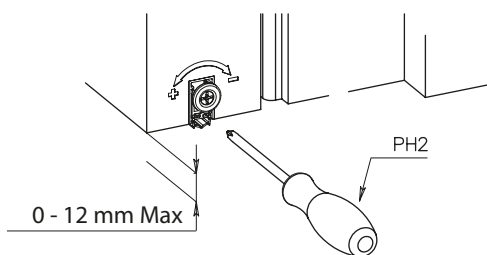
Step 2:

- Measure door length and subtract 3 mm ($L - 3\text{ mm}$);
- Cut the profile to size, ensuring that the cut is made on the side of the lock and not on the side with the hinges;



Step 3:

- Remove black rubber;
- Secure the profile to the door using the fixing screws, ensuring the plunger is on the hinges side;
- Reinstall the rubber and fit the provided protection cover;



Step 4:

Using a screwdriver, secure the plunger, adjusting to ensure the profile fits the gap between the door and the floor when pressed.

