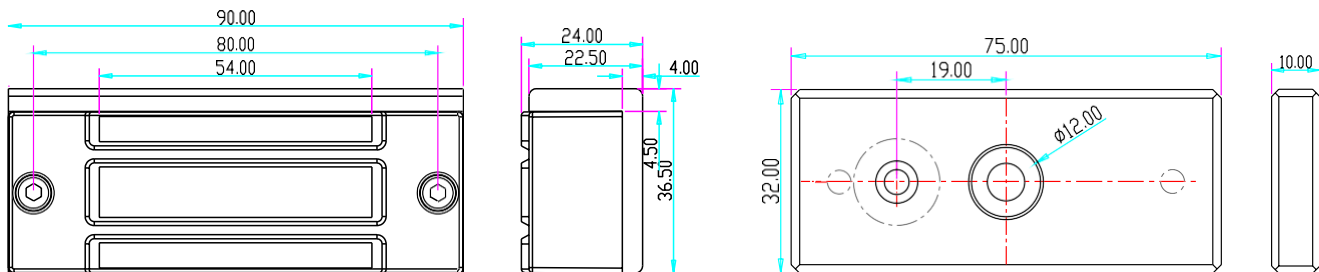


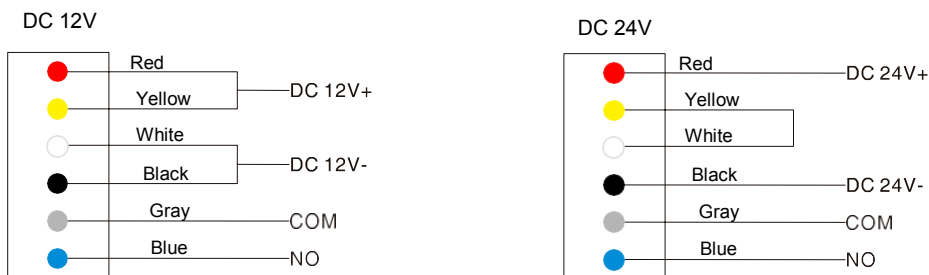
Specifications

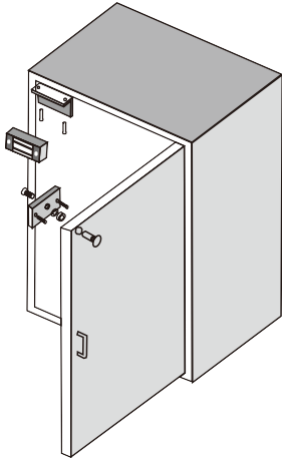
Model	YM70-S
Dimension	90x36.5x24 (mm)
Armature plate	75x32x10 (mm)
Voltage	DC 12V or DC 24V
Current	12V/220mA - 24V/110mA
Force (Kg/F)	70 Kg
Signal/Status	NO/COM
Applications	Closets, lockers, servers
Finishing	Anodized Aluminium
Op. Temperature	-10~+55°C
Weight	0.7 Kg

Dimension (units: mm)

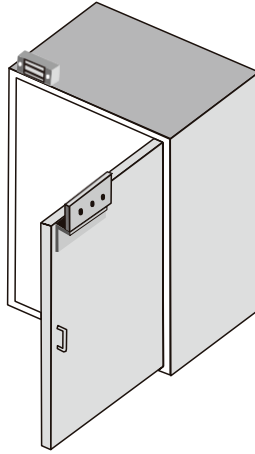


Electronic Circuit Diagram

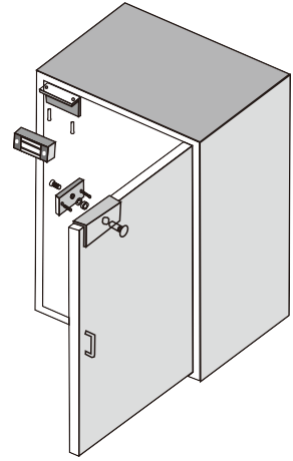




Demonstration in standard installation



Demonstration in Z-shaped bracket



Demonstration in U-shaped bracket

 ATTENTION:

- A. The armature plate's screw should not be too tight. The rubber washer must ensure the perfect position adjustment.
- B. Keep the electromagnetic lock's surface clean or the force will be reduced due to dust, fragments or adhesions.
- C. Installation of electromagnetic lock with status signal: the armature plate should be placed correctly, as the picture shows.

